

Scaled data based on original data using
LM-79-08 Approved Method: Electrical and Photometric Measurements of Solid-
State Lighting Products

Test Report Prepared for
Cooper Lighting Solutions
(formerly Eaton)

Brand: STREETWORKS

Report Number: P316676

Luminaire Tested: **GAN-SA2B-722-U-5MQ**

Issue Date: 3/3/2020

Test Information

Test Method: LM-79-08
Report Number: P316676
TEST IS SCALED FROM IESNA LM-79-08 TEST DATA (G2-1903-205-6)
Test Lab: INNOVATION CENTER
Issue Date: 3/3/2020
Manufacturer: COOPER LIGHTING SOLUTIONS (FORMERLY EATON)
Product Line: STREETWORKS
Catalog Number: GAN-SA2B-722-U-5MQ
Description: GALLEON AREA AND ROADWAY LUMINAIRE
(2) 70 CRI, 2200K, 800mA LIGHTSQUARES WITH 16 LEDS EACH AND TYPE V MEDIUM OPTICS
Light Source: -
Ballast/Driver: ELECTRONIC DRIVER

Summary

Lumens per Lamp: N/A
Luminaire Lumens: 9029 lumens
Efficiency: N/A
Efficacy: 106.2 lumens/watt
Luminous Opening: Rectangular (W 0.5' x L: 1' x H: 0')
IES Classification: Type V - Short
BUG Rating: B3 - U0 - G2

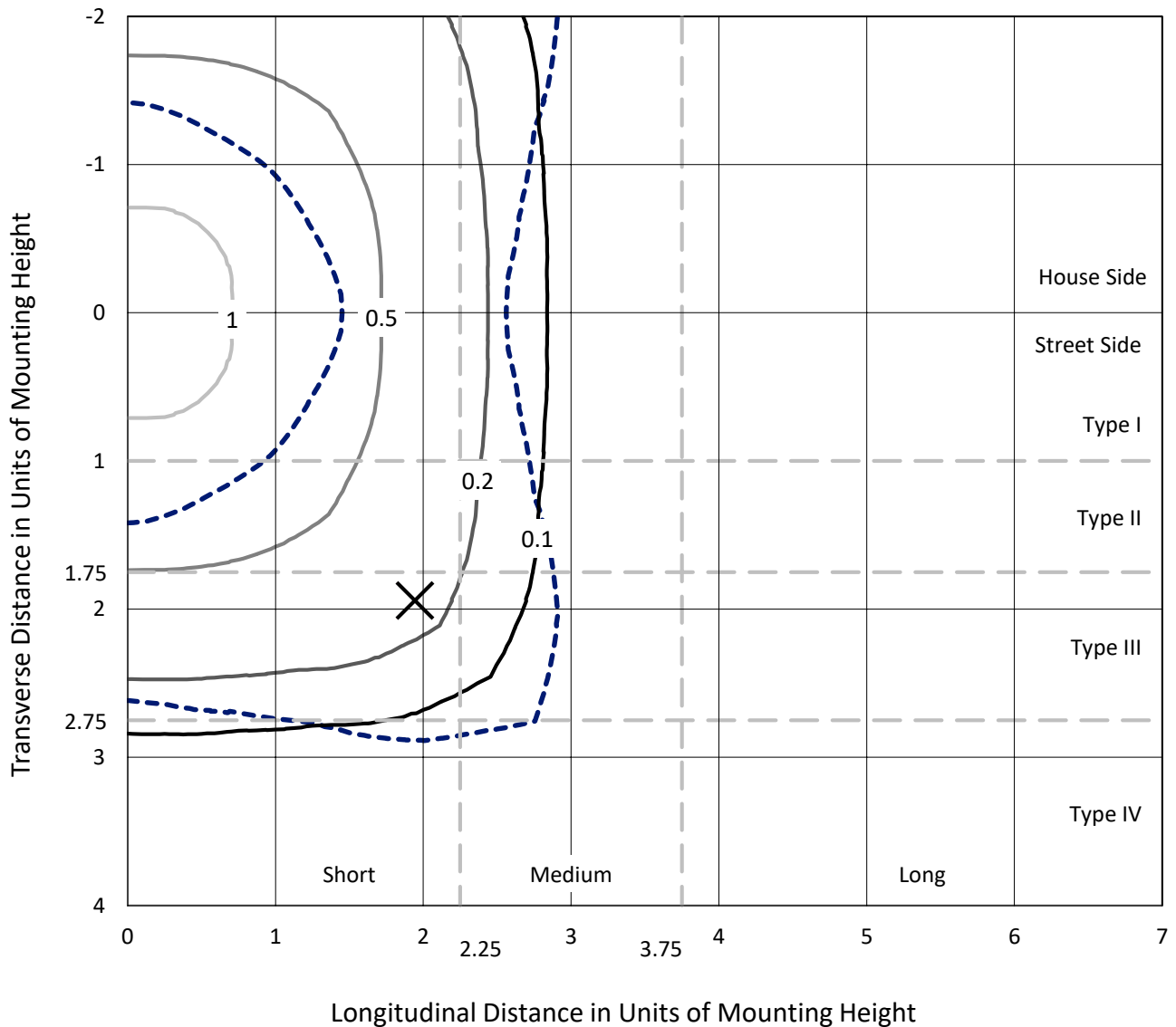
Input Watts (W): 85
Input Voltage (V): NR
Input Current (Ain): NR
Voltage Rise (V): NR
Power Factor: NR
Total Harmonic Distortion (THDi): NR
Frequency (hertz): 60
Stabilization Time: NR
Operation Time: NR
Ambient Temperature (°C): NR
Test Distance: 24 FT



REPORT NUMBER: P316676
 CATALOG NUMBER: GAN-SA2B-722-U-5MQ

Iso-Footcandle Lines of Horizontal Illumination

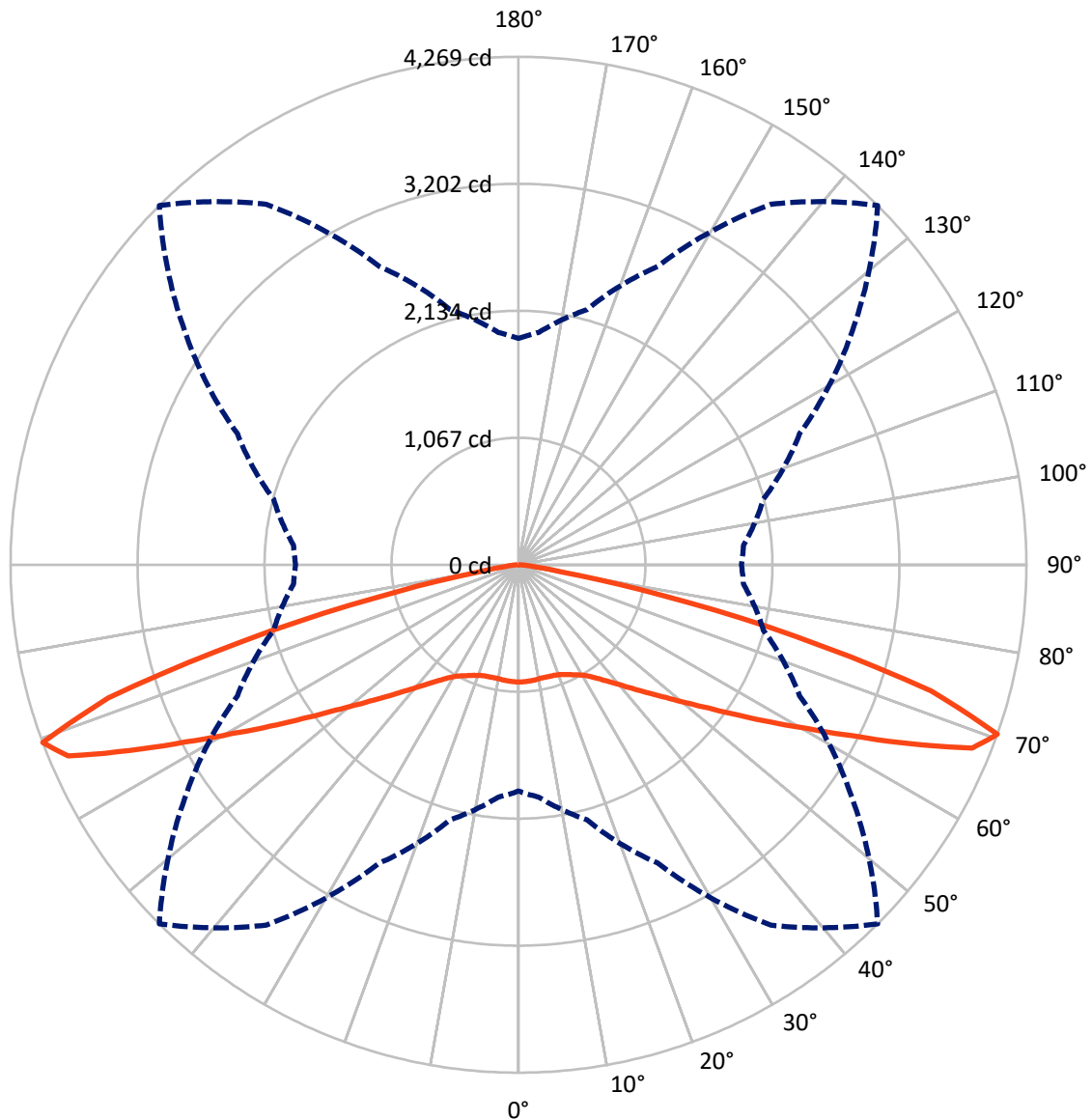
✕ Max cd
 - - - 1/2 Max cd



Based on 25 foot mounting height. Maximum calculated value = 1.6 fc
 Type V - Short - N/A

REPORT NUMBER: P316676
CATALOG NUMBER: GAN-SA2B-722-U-5MQ

Luminous Intensity Polar Plot



— Vertical Plane Through 45-Deg Lateral - - - Horizontal Cone Through 70-Deg Vertical

REPORT NUMBER: P316676
 CATALOG NUMBER: GAN-SA2B-722-U-5MQ

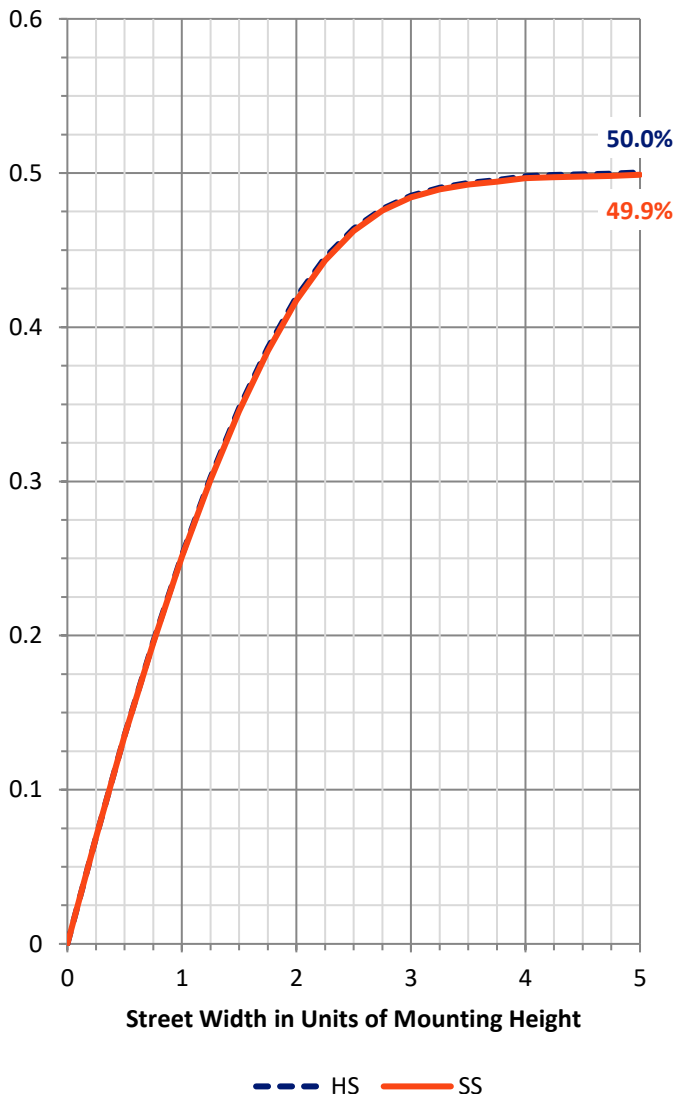
FLUX DISTRIBUTION:

		Downward	Upward	Total
House Side	Lumens	4514.5	0.0	4514.5
	% Fixture	50.0	0.0	50.0
Street Side	Lumens	4514.5	0.0	4514.5
	% Fixture	50.0	0.0	50.0
Total	Lumens	9029.0	0.0	9029.0
	% Fixture	100.0	0.0	100.0

Coefficient of Utilization

ZONAL LUMENS:

Zone	Lumens	% Fixture
0°-10°	93.4	1.0
10°-20°	274.2	3.0
20°-30°	466.7	5.2
30°-40°	740.3	8.2
40°-50°	1204.6	13.3
50°-60°	1986.2	22.0
60°-70°	2915.8	32.3
70°-80°	1289.4	14.3
80°-90°	58.4	0.6
90°-100°	0.0	0.0
100°-110°	0.0	0.0
110°-120°	0.0	0.0
120°-130°	0.0	0.0
130°-140°	0.0	0.0
140°-150°	0.0	0.0
150°-160°	0.0	0.0
160°-170°	0.0	0.0
170°-180°	0.0	0.0
0°-90°	9029.0	100.0
0°-180°	9029.0	100.0



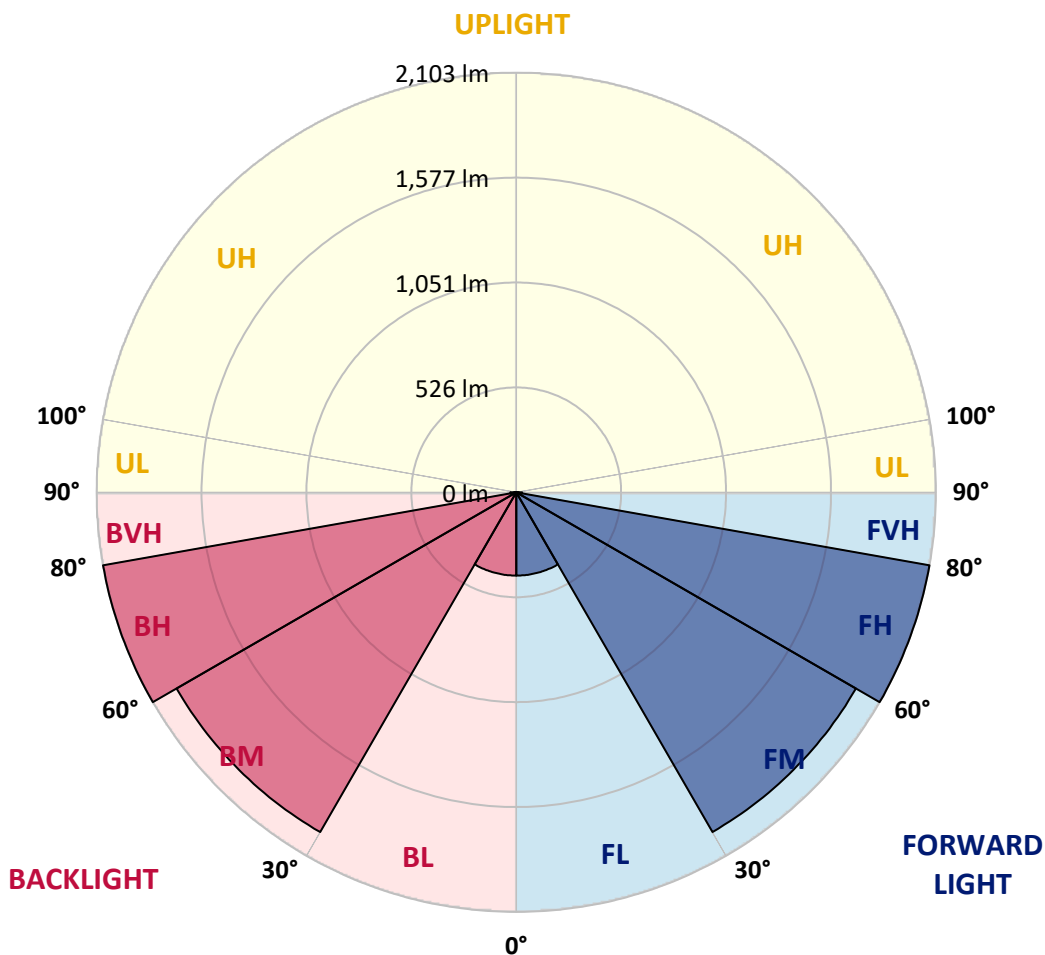
REPORT NUMBER: P316676
 CATALOG NUMBER: GAN-SA2B-722-U-5MQ

LUMINAIRE CLASSIFICATION SYSTEM LUMEN TABLE AND BUG RATING:

Zone	Lumens	% Fixture	Zone Rating/Lumen Limit		
			B	U	G
FL (0°-30°)	417.2	4.6			
FM (30°-60°)	1965.6	21.8			
FH (60°-80°)	2102.6	23.3			G2/5000
FVH (80°-90°)	29.2	0.3			G1/100
BL (0°-30°)	417.2	4.6	B1/500		
BM (30°-60°)	1965.6	21.8	B2/2500		
BH (60°-80°)	2102.6	23.3	B3/2500		G2/5000
BVH (80°-90°)	29.2	0.3			G1/100
UL (90°-100°)	0.0	0.0		U0/0	
UH (100°-180°)	0.0	0.0		U0/0	

BUG Rating: B3-U0-G2

Type V Short





REPORT NUMBER: P316676
 CATALOG NUMBER: GAN-SA2B-722-U-5MQ

CANDELA DISTRIBUTION (FULL):

	0°	5°	15°	25°	35°	45°	55°	65°	75°	85°	90°
0°	986.1	986.1	986.1	986.1	986.1	986.1	986.1	986.1	986.1	986.1	986.1
2.5°	984.6	983.7	985.8	985.5	983.7	984.0	984.0	984.9	984.9	984.3	984.3
5°	981.0	980.4	982.8	982.8	981.0	981.6	982.2	983.1	982.8	982.2	981.9
7.5°	976.5	976.2	978.6	978.6	977.4	978.0	977.4	977.7	977.1	976.5	975.6
10°	969.1	969.7	971.8	972.4	972.4	972.7	972.1	970.6	969.7	968.8	967.9
12.5°	962.2	961.9	964.9	966.4	968.8	971.5	969.7	965.5	963.7	961.9	961.3
15°	957.7	958.0	961.0	963.7	967.9	973.6	971.5	964.9	961.3	959.2	958.6
17.5°	956.8	957.4	961.3	966.1	970.6	976.8	975.6	969.1	963.1	959.2	958.3
20°	958.9	959.2	965.2	972.1	979.8	985.8	983.1	975.9	967.9	961.9	960.4
22.5°	962.8	964.0	971.5	982.2	994.2	1002.2	999.0	986.7	974.2	966.7	964.6
25°	975.1	975.3	985.5	1000.2	1014.5	1023.8	1019.9	1002.5	986.4	978.0	975.3
27.5°	1000.5	1001.3	1011.5	1028.5	1040.8	1046.8	1044.4	1030.3	1016.6	1007.6	1008.5
30°	1037.2	1038.4	1049.8	1068.6	1076.1	1077.5	1076.9	1070.4	1057.8	1045.9	1046.8
32.5°	1082.0	1082.6	1097.9	1114.9	1120.9	1122.1	1120.9	1114.9	1100.0	1083.8	1084.7
35°	1139.7	1141.5	1156.1	1172.6	1177.4	1179.7	1177.7	1169.9	1154.3	1138.5	1137.9
37.5°	1210.8	1211.1	1226.4	1243.4	1249.4	1250.0	1247.6	1242.5	1223.1	1208.7	1207.8
40°	1293.3	1294.5	1312.4	1330.6	1333.0	1330.3	1333.6	1330.6	1310.6	1294.2	1296.9
42.5°	1393.7	1396.4	1417.9	1435.8	1429.0	1427.5	1429.6	1430.5	1414.3	1394.3	1392.5
45°	1510.5	1512.9	1539.8	1554.2	1549.7	1539.8	1544.0	1551.2	1528.8	1504.0	1506.4
47.5°	1643.8	1649.8	1678.5	1691.9	1680.9	1667.4	1675.5	1686.2	1659.9	1629.2	1627.7
50°	1792.0	1799.5	1837.7	1856.6	1845.5	1820.7	1834.2	1841.3	1803.4	1763.6	1760.4
52.5°	1950.1	1957.6	2005.7	2044.5	2037.4	1998.8	2017.6	2010.2	1966.5	1913.0	1908.9
55°	2129.1	2132.1	2184.1	2246.8	2254.0	2225.6	2224.4	2212.2	2147.6	2085.8	2082.8
57.5°	2313.2	2315.3	2382.5	2456.6	2490.4	2490.4	2456.9	2430.9	2345.1	2273.4	2266.0
60°	2511.9	2519.4	2593.8	2694.5	2773.4	2796.7	2737.5	2666.7	2573.4	2485.9	2477.2
62.5°	2688.8	2697.5	2811.3	2961.3	3088.0	3172.9	3028.2	2912.9	2743.2	2602.7	2586.3
65°	2711.2	2734.5	2900.4	3172.0	3455.6	3625.0	3347.7	3063.5	2754.2	2559.1	2542.4
67.5°	2476.0	2515.5	2739.6	3162.4	3748.4	4112.1	3551.8	2977.4	2555.8	2340.1	2321.5
70°	1902.6	1960.0	2218.4	2766.2	3697.9	4268.9	3423.9	2606.6	2130.9	1898.7	1872.7
72.5°	1043.8	1067.4	1299.9	1894.2	2964.6	3627.7	2855.8	1927.4	1413.1	1149.9	1106.2
75°	331.1	339.5	457.8	775.1	1677.0	2402.8	1814.1	946.1	520.8	384.0	379.5
77.5°	147.0	147.9	165.5	226.2	577.6	1217.4	693.9	257.6	177.5	155.1	160.2
80°	92.9	92.9	102.5	112.1	157.2	353.5	187.7	122.5	104.6	97.1	99.2
82.5°	44.5	49.3	66.6	71.7	86.4	118.9	96.2	80.1	69.9	52.0	48.4
85°	29.3	24.5	42.1	47.5	50.2	57.1	55.9	52.9	45.7	26.0	29.0
87.5°	13.1	12.6	21.8	20.0	18.8	14.3	21.5	26.6	25.7	12.8	12.8
90°	0.0	0.0	0.0	0.0	0.0	0.0	0.0	0.0	0.0	0.0	0.0

(END OF REPORT)